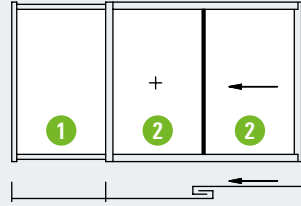
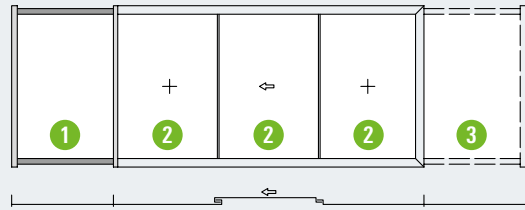


Opening types

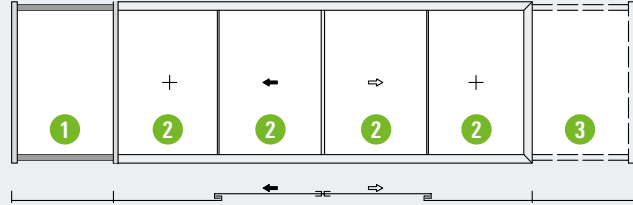
Type 2A/1



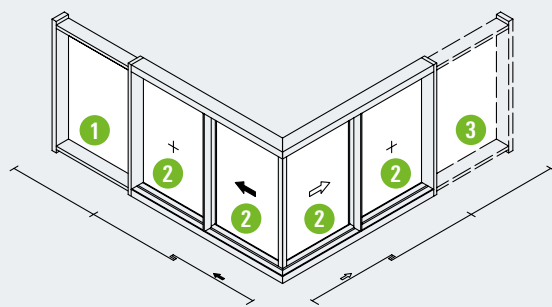
Type 2C



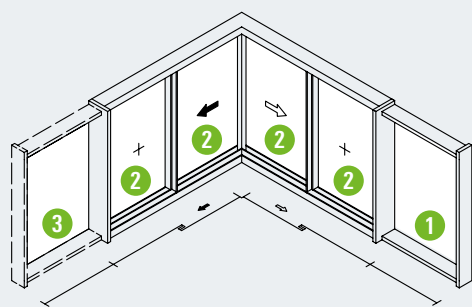
Type 2D/1



Type 2D/1 – abutting outer corner*



Type 2D/1 – abutting inner corner*




Schüco Seamless stands for virtually frameless, transparent architecture and offers a guaranteed seamless transition between the façade and sliding system. With the enhanced system solution for the Schüco FWS 35 PD Panorama Design façade, architecture flooded with light and with maximum transparency can also be achieved in corner areas of the building. Dispensing with vertical mullion profiles in the corner areas ensures a high-quality design with a first-class appearance and optimum views. The mullion profile face widths of just 35 mm are retained. Moreover, with the Panorama Design system solution, sliding units with vent sizes up to 3200 mm x 3500 mm weighing up to 500 kg can be achieved.

An optional level threshold ensures ease of access, while the outer frame can be integrated in the walls of the building, creating a concealed design.

Systems used

- 1 Schüco FWS 35 PD
- 2 Schüco ASS 77 PD and Schüco ASE 67 PD
- 3 FWS 35 PD (optional)

The "Schüco" logo and other logos are protected in Germany and various international markets. Detailed information is available on request.



Product news Schüco Seamless

*Schüco ASS 77 PD.

Schüco Seamless – flowing transitions for maximum transparency



Modern, sustainable architecture goes far beyond maximum energy efficiency with top U values. The most slimline of appearances, a high-quality design and the perfect integration of functional elements are also among the features of contemporary aluminium façade systems. Schüco is now going one step further. The latest highlight of the range is Schüco Seamless, which enables a seamless transition between façades and sliding systems. In this way, the Schüco Panorama Design sliding system transitions seamlessly into the FWS 35 PD Panorama Design façade system so as to preserve the face widths of the mullion profiles of just 35 mm. The flush integration of the outer frame into the floor, wall and ceiling also highlights the slimline, puristic seamless design.

Key benefits at a glance

	<p>Narrow face widths</p> <p>Extremely narrow profile face widths without visible coupling profiles turn Schüco Seamless into an attractive design highlight with optimum views. The seamless transitions ensure maximum transparency from both the inside and outside.</p>		<p>Security guaranteed</p> <p>The system can also be designed to meet resistance class RC2 with a visible façade profile.</p>
	<p>Faster and more secure installation</p> <p>A continuous building structure attachment system for simple and reliable installation on site.</p>		<p>Extremely comfortable living</p> <p>Maximum thermal insulation to passive house level with maximum glass thicknesses of up to 50 mm.</p>
	<p>Concealed installation</p> <p>Profile solution that is fully integrated in the building structure in the floor, wall and ceiling.</p>		<p>Reversible gutter solution</p> <p>Design suggestion for a reversible gutter solution with self-installation allows the insulated glass panes to be installed and removed retrospectively.</p>

We support you – every step of the way

<p>Training/certification</p>	<p>Planning</p>	<p>Ordering</p>	<p>Production</p>	<p>Installation</p>	<p>Marketing and sales support</p>
<p>We have developed a training programme that provides you with detailed instructions on working with Schüco Seamless. Training for Schüco Seamless is provided as part of the façade seminars K20 and K20a.</p> <ul style="list-style-type: none"> ▪ Exclusivity: You can only fabricate the product if you have the ASS 77 PD / ASE 67 PD certificate. ▪ Qualification: The knowledge you acquire will give you a specialist competitive advantage in the luxury residential and commercial market. ▪ Differentiation: The qualification with certificate is proof of your active professional development and will make you stand out positively from your competitors in the market. <p>No training yet? Find out more about conditions of participation and registration at www.schueco.de/training</p>	<p>Comprehensive planning documents</p> <p>ASS 77 PD:</p> <ul style="list-style-type: none"> ▪ Document No. 1 – Planning guidelines for architects and developers ▪ Document No. 2 – Planning documents for metal fabricators ▪ Document No. 3 – Works planning for metal fabricators ▪ Document No. 4 – Operating instructions for end customers ▪ Document No. 5 – Maintenance instructions ▪ Document No. 6 – Manufacturer’s checklist <p>ASE 67 PD:</p> <ul style="list-style-type: none"> ▪ ASE 67 PD planning documents <p>SchüCal software: Simple configuration of versatile unit types with direct transfer of the data for machine control.</p> <p>In addition, our early project consultation by the Schüco consultant for architects and investor secures key project information for metal fabricators.</p>	<p>Schüco Docu Center: Here you can find our comprehensive order manual 2-6, including information on ordering glass.</p> <p>SchüCal and SchüCam software offer you extensive options for unit calculation and machine control.</p> <p>www.schueco.de/docucenter</p> <p>Our employees are happy to help you with any general questions about the Seamless system. Send an e-mail to info@schueco.com.</p>	<p>Please note the following workshop equipment requirements:</p> <ul style="list-style-type: none"> ▪ Programmable processing centre ▪ Saw cuts with a cut surface of up to 300 x 150 mm ▪ Sufficient floor space and room height for bonding vents/panes ▪ Handling of glass panes and vents up to 500 kg (crane: mobile lifting crane with suction cups) ▪ Installation frames provide support when bonding the sliding systems ▪ A qualified electrician or VDS specialist is required for the ASS 77 PD mechatronic option (glass breakage sensor) <p>The service we provide</p> <ul style="list-style-type: none"> ▪ Initial training by Schüco Technical Customer Services ▪ Schüco fabrication: Support with application-specific workshop equipment ▪ Documentation: Fabrication manual 2-6 with detailed fabrication drawings and fabrication animations can be found at www.schueco.de/docucenter 	<ul style="list-style-type: none"> ▪ Attachments to building structure and adjustment devices for optimum connection to the building structure and a subsequent adjustment option ▪ Low basic depth in the outer frame at the side and in the sill ▪ Intelligent drainage solution for controlled drainage of water ▪ Quick and secure glazing using the installation aid (Art. No. 281 617) for guiding the glass of the PD façade 	<ul style="list-style-type: none"> ▪ Images for your own advertising ▪ Advertisement templates for your local daily paper advert ▪ Videos for your showroom ▪ Brochures ▪ Find out more at www.schueco.de/cmc in the Partner Campaign area